

## Spare parts list

Brand: Dimplex

Type: WI 65TU

Part number: 368540

Position	Description	Part number	Serv. ind.
1	Compressor	4522374110	
2	Crankcase heater	4522374126	
3	Plate heat exchanger	4522344263	
4	Insulation for plate heat exchanger	4522372019	
5	Economiser	4522372805	
6	Insulation for economiser	4522372023	
7	Filter dryer	4522254184E	
10	Electronic expansion valve	4522374112	
11	Plate heat exchanger	4522344266	
12	Insulation for plate heat exchanger	4522372021	
13	High-pressure switch	4522344220	
14	Low-pressure switch	4522354111	
15	Low-pressure switch	4522344231	
<b>16</b>	<b>Pressure sensor 0 - 45 bar</b>	<b>4522344213E</b>	
16/1	Cable for pressure sensor	4522344271	
<b>17</b>	<b>Pressure sensor, 0 - 34.5 bar</b>	<b>4521634116E</b>	
17/1	Cable for pressure sensor	4522344271	
18	Inspection window	4522354139*	
19	Vibration absorber	4522374103	
20	Vibration absorber	4518144117E	
21	Schrader valve insert	4518044288E	
22	Sealing cap	4525014209E	
23	Cap nut	4521224113E	
24	Rubber cushion	4522344117E	
25	Transformer	4521154147E	
<b>26</b>	<b>controller Econ5Plus</b>	<b>4522328511E</b>	
<b>27</b>	<b>Soft starter</b>	<b>4521634145E</b>	
28	Contacteur	4518094307	
29	Relay	4521374111E	
30	Socket	4521374112E	
31	Retaining clip	4522254246E	
32	Terminal strip	4521154166	
33	Terminal strip	4531454105	
<b>34</b>	<b>Controller for elec. expansion valve</b>	<b>4522344189E</b>	
35	Capillary tube controller 137 °C	4522344273	
36	Terminal block, fitted	4522372807	
37	Fine-wire fuse 5,0 A	4522374102	
38	Metal film resistor	4522324141E	
39	Through terminal	4522344197	
40	Protective conductor terminal	4522344198	
41	Axial-flow fan (AC)	1707220260	
42	Thermostat	4521634126E	

Position	Description	Part number	Serv. ind.
43	Protective conductor terminal	4522344194	
44	Temperature sensor NTC-10	4522314135E	
45	Temperature Sensor NTC 3 m	4521604138	
46	Temperature sensor with casing	4521144180E	
47	Dirt trap	4522254149E	
47.1	Filter for dirt trap 2"	4522254353	
48	Black sash fastener with slot	4518014432E	
49**	Cap 12mm cream white	4501282852E	
<b>50</b>	<b>Control panel with GDD keypad</b>	<b>4522302834E</b>	
51	Connecting cable remote control 1.5m	4522302832E	
52	Front panelling	4522372304	
53	Front panelling	4522372306	
54	Cover signal white	4522373512	
55	Lower front panel white	4522373514	
56	Lower back panel white	4522373516	
57	Lower side panel white	4522373518	
58	Upper front panel white	4522373520	
59	Upper back panel white	4522373522	
60	Upper side panel white	4522373524	


\* The article number corresponds to an alternative component, the original component is no longer available.

\*\* not visible in the picture documentation



X.1: Component of a spare part

X/1: Accessory for a spare part

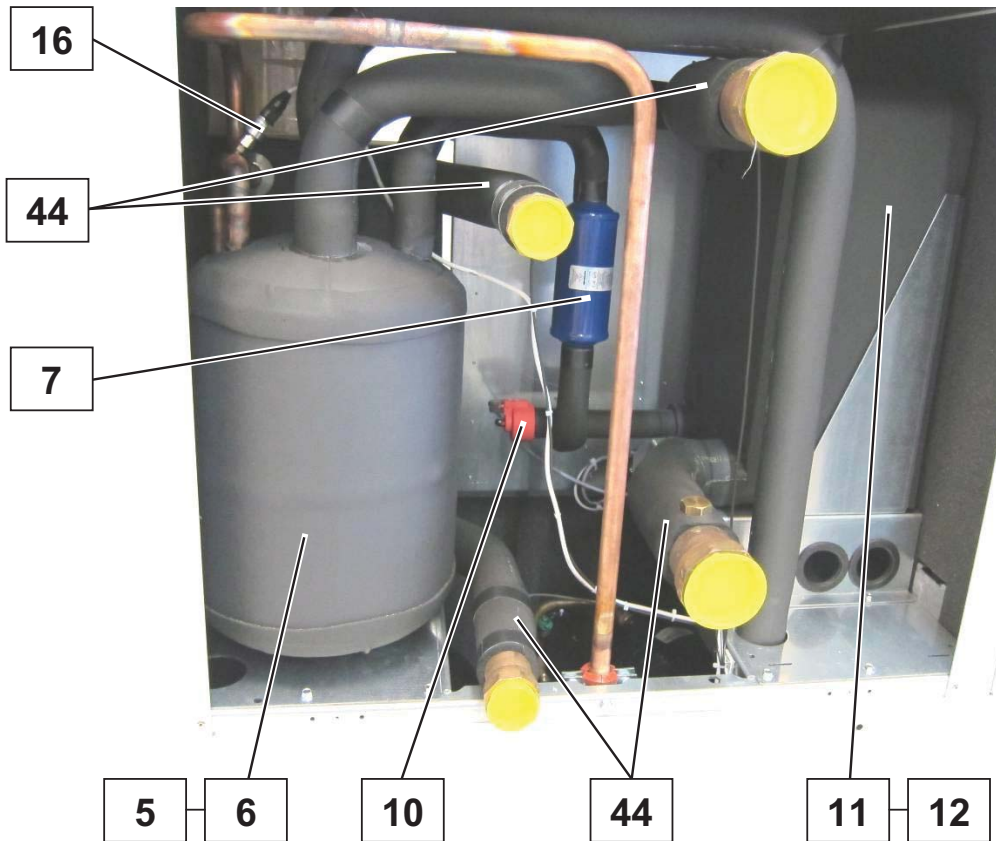

**Note: The filter drier must always be exchanged when soldering work is carried out in the refrigerant circuit.**



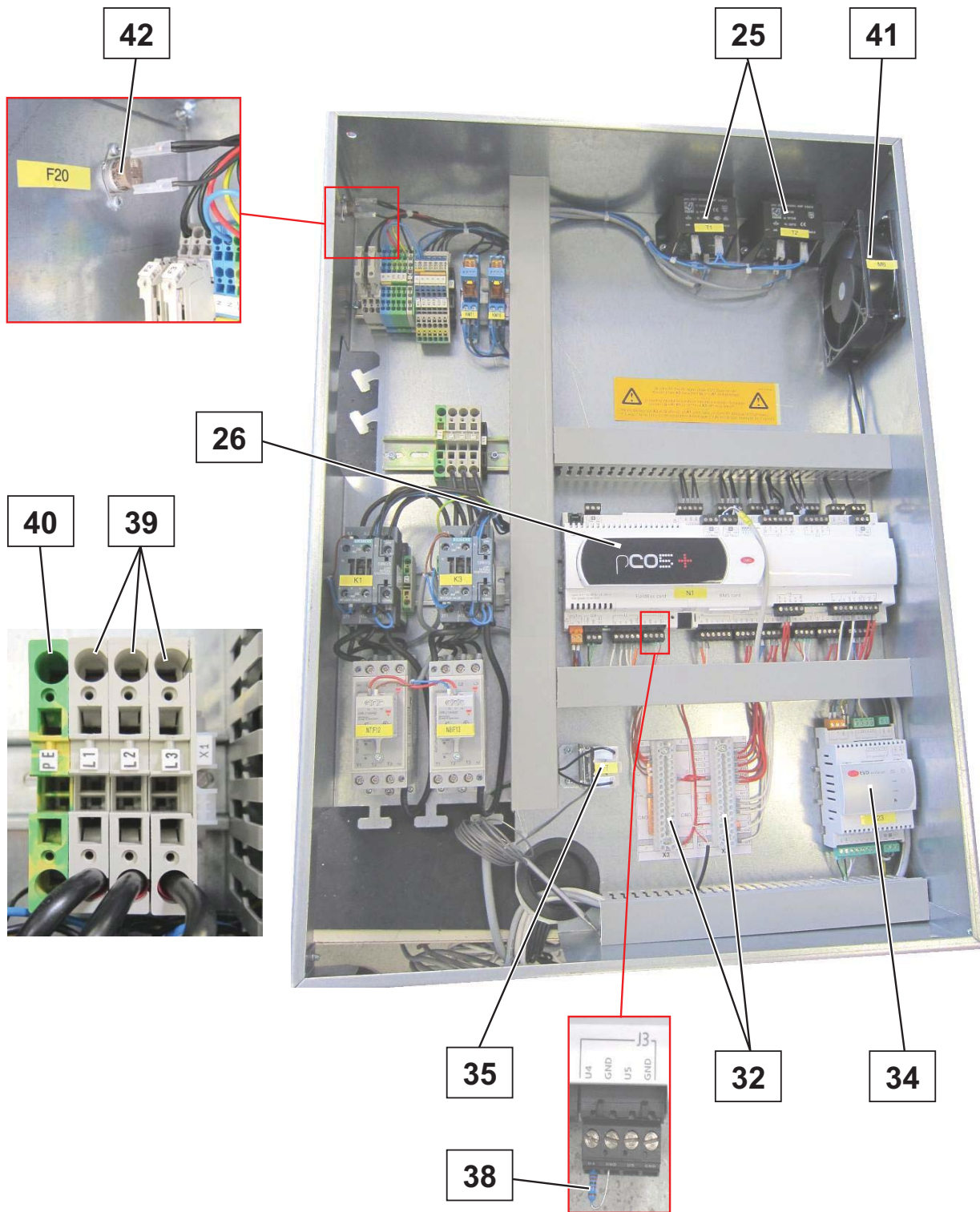
Images are intended for identifying the item in the spare parts list and may differ from the actual technical design.




Images are intended for identifying the item in the spare parts list and may differ from the actual technical design.



Images are intended for identifying the item in the spare parts list and may differ from the actual technical design.



Images are intended for identifying the item in the spare parts list and may differ from the actual technical design.



37 36 29 30 31



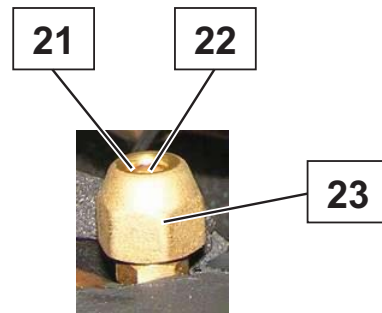
24



43

28

27



21

22

23



47

Images are intended for identifying the item in the spare parts list and may differ from the actual technical design.



Images are intended for identifying the item in the spare parts list and may differ from the actual technical design.