

Spare parts list

Brand: Dimplex

Type: SI 8TU

Part number: 364090

Position	Description	Part number	Serv. ind.
1	Compressor	4522354115	
2	Electronic expansion valve	4522354112	
2.1	Electric expansion valve stepper motor	4522354125E	
3	Economiser	4522352806	
4	Inspection window	4522354136*	
5	Liquefier	4522314168	
6	Evaporator	4522314171	
7	Filter dryer	4522254117E	
8	High-pressure switch	4522344220	
9	Low-pressure switch	4522354111	
10	Pressure sensor 0 - 45 bar	4522344213E	
10/1	Cable for pressure sensor	4522344271	
11	Pressure sensor, 0 - 34.5 bar	4521634116E	
11/1	Cable for pressure sensor	4522344271	
12	Schrader valve insert	4525014207E	
13	Sealing cap	4525014209E	
14	Cap nut	4521224113E	
15	Rubber cushion	4522344117E	
16	rubber damping	4522354120	
17	Insulation for liquefier	4522252068E	
18	Insulation for evaporator	4522252073E	
19	Insulation for economiser	4522352015	
20	Transformer	4521154147E	
21	pCO controller, large	4522328507E*	1
21	> controller Econ5Plus	4522328511E	2
22	Interface card	4522344191E	2
23	Controller for elec. expansion valve	4522344189E	
24	Terminal block Econ	4522352808	
25	Contacteur	4518094262	
26	Through terminal	4522344195	
27	Protective conductor terminal	4522344194	
28	Soft starter	4522304164E*	
29	Fuse	4518034158E	
30	Terminal strip	4521154162	
31	Temperature Sensor NTC 1,5 m	4522354122	
32	Metal film resistor	4522344166E	
33	Temperature sensor NTC-10	4522314135E	
34	Sensor	4522314115E	
35	Capillary tube controller 137 °C	4522354121	
36	Strain relief	4501194101E	
37	Control panel with GDD keypad	4522302834E	
38	Connecting cable remote control 1.5m	4522302832E	

Position	Description	Part number	Serv. ind.
39	Clip-on nut	4522354103	
40	Dirt trap	4522254147E	
40.1	Filter for dirt trap 1 1/4"	4522254351	
41	Hose clamp	4522354119	
42	Cable gland	4205001	
43	Temperature sensor with casing	4521144180E	
45	Metal plug for round hole	4522354140*	
48	Front panelling	4522352301	
49	Cover panelling	4522322303E	
50	Left side panel white	4522353515	
51	Right side panel white	4522353516	
52	Front cover white	4522353506	
53	Cover white	4522353517	
59	Quick connector	4522354102	
60	Retaining ring	4522354104	

* The article number corresponds to an alternative component, the original component is no longer available.

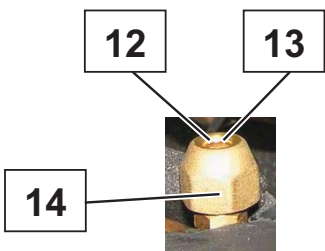


X.1: Component of a spare part

X/1: Accessory for a spare part

Note: The filter drier must always be exchanged when soldering work is carried out in the refrigerant circuit.



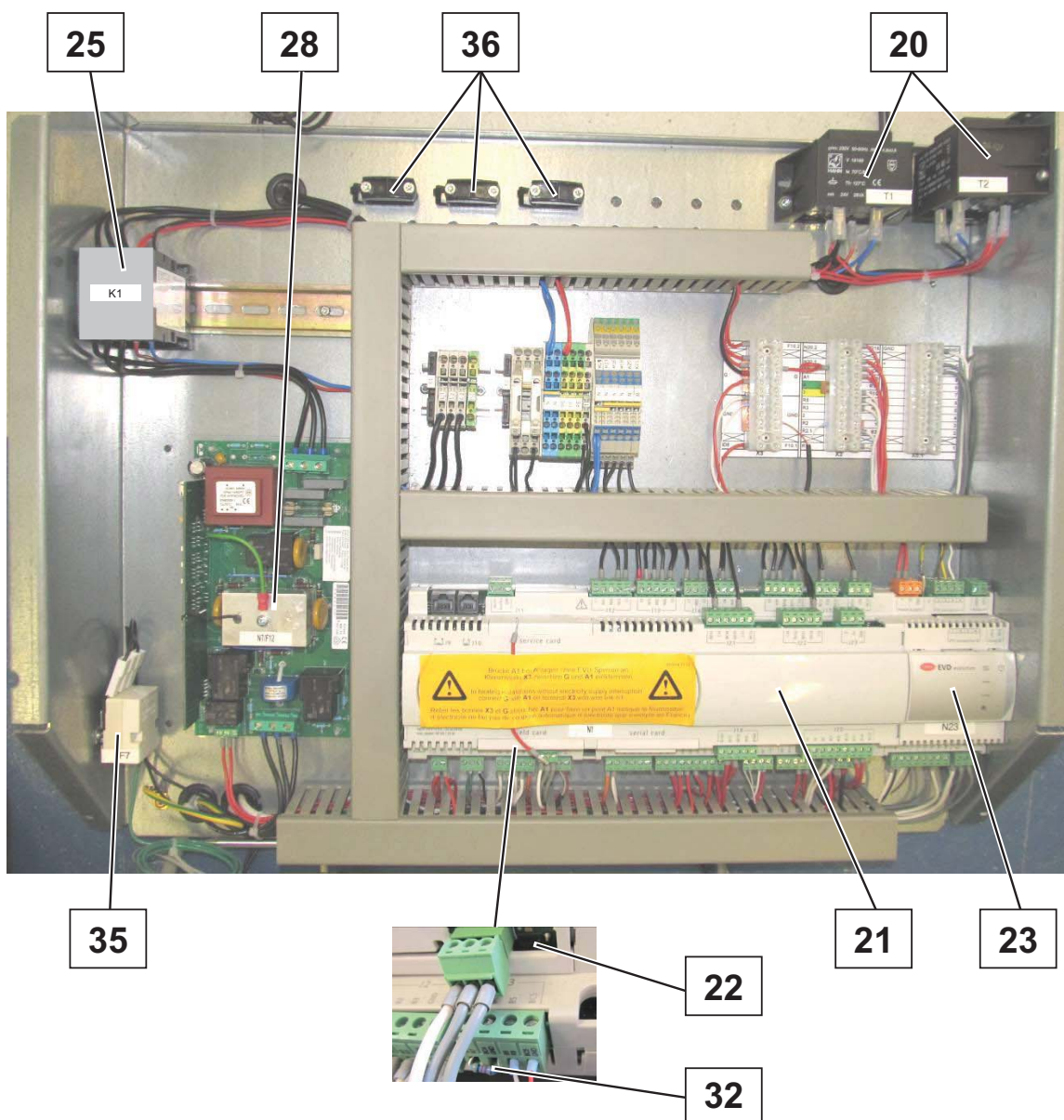
Images are intended for identifying the item in the spare parts list and may differ from the actual technical design.



Images are intended for identifying the item in the spare parts list and may differ from the actual technical design.




=>| KI 01




Images are intended for identifying the item in the spare parts list and may differ from the actual technical design.

|=>KI 02



Images are intended for identifying the item in the spare parts list and may differ from the actual technical design.




26

27



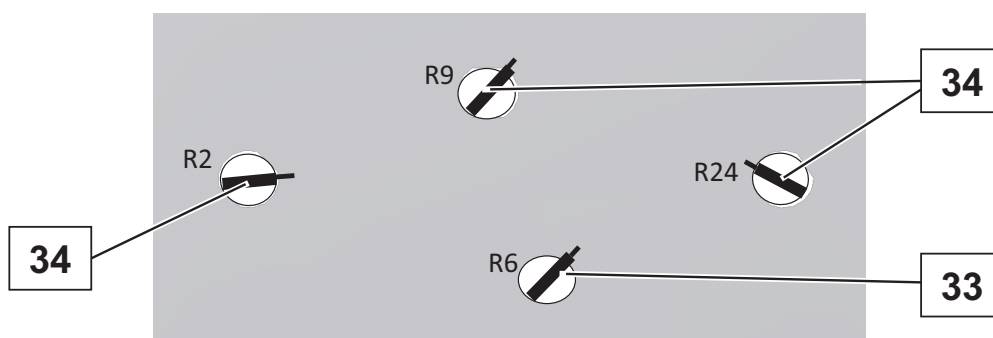
29

24



30

Images are intended for identifying the item in the spare parts list and may differ from the actual technical design.



Images are intended for identifying the item in the spare parts list and may differ from the actual technical design.



Images are intended for identifying the item in the spare parts list and may differ from the actual technical design.